

COMBI OVENS

COOK PRO GN 1/1



10 GN 1/1



Capacity GN) 10 x 1/1 GN

Overall dimensions (width x depth x height) 760 x 710 x 1022 mm

Weight 102 kg


Recommended for 80-160 servings per day

Distance between guides 68 mm

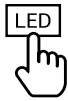
Electrical power 18,6 kW

Right-hand door opening as standard

Self-cleaning system included

Code	Voltage (V/Ph/Hz)	Left-hand door opening
 CCE1100D	400/3L+N/50-60 ⁽¹⁾	
CCE1100I	400/3L+N/50-60 ⁽¹⁾	●

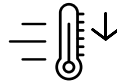
CONTROL PANEL AND AUTOMATIC TECHNOLOGIES



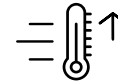
Electronic control panel
simple, agile and intuitive with LED display



Self-cleaning.
Automatic cleaning system



Automatic cooldown
Ultra-fast and safe cooling for self-cleaning

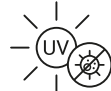


Automatic preheat
Ultra-fast preheating

TECHNOLOGIES FOR EXCELLENT COOKING



PATENTED MultiSteam
Innovative patented high-efficiency double-steam injection technology. 5 times faster and denser steam than traditional systems (boiler/direct injection)



PATENTED UltraVioletSteam
Fully pure, sterilised and pathogen-free steam (accessory)



SteamOut
Removes moisture from the cooking chamber



SmartWind.
Fast and homogeneous cooking thanks to smart rotation direction management system with **2 speed fans**



3 manual cooking modes
Convection (from 30° to 260°C)
Mixed: convection + steam (from 30° to 260°C)
Saturated steam (from 30° to 130°C)



Manual regeneration

CONNECTIVITY



Wi-Fi connection
Connect the oven to the Cloud to create, save or modify recipes, control the oven remotely from your smartphone or tablet and control the oven by voice (optional).

TECHNICAL CHARACTERISTICS



Double-glazed door
Low-emission, hinged and easy to clean



Handle and plastic components with antibacterial treatment




Visual and audible end-of-cooking signalling



LED lighting
Minimum consumption and maximum lifetime



Heavy-duty cooking chamber
AISI 304 18/10 stainless steel with rounded edges, fully welded, with built-in drain and siphon.



"C" guides
With anti-tilt system and easy cleaning



IPX4 protection
against splashing and jets of water



Automatic drainage of the drip tray
Even with the door open